



Adapter

December 2016 Volume 62 Issue 03

Vancouver Washington
Film Pack Camera Club



Columbia Council of
Camera Clubs
<http://columbiacameraclubs.org/>

Film Pack Camera Club FPCC

A dapter



Photographic Society of
America
<http://psa-photo.org/>

Editor: Jon Fishback., APSA, FP, ARPS jpf1@aol.com

Volume 62 Issue 03 December 2016

Club Officers:

President—John Craig jc_craig06@comcast.net
Vice President—Frank Woodbery VANCWA@Comcast.net
Secretary Treasurer—James Watt tirnaog3@gmail.com
Social Chair—Sandy Watt saendibruder@gmail.com
Field Trip Chair—Rick Battson Rbattson@comcast.net
Web Co-Chair—B. Deming & D. Fischer rfdeming@comcast.net
Touchmark Rep.: Ray Klein mklein@pacifier.com
(Cntrl. Click to send email.)



Touchmark
Art
Show

Ray Klein was invited to attend Touchmark's Art and Collectibles event. This event is held for the Residents with their artwork. It was an honor for Ray to be invited as the only person displaying his art who is not a resident.

Inside *A dapter*

Page:	Content:
3.	Print Night YTD
4.	Last Month Print night Judges Choice
5.	Contd.
6.	EID Night YTD
7.	Last Month EID night Judges Choice
8.	Contd.
9.	Before and after
10.	Field Trip Fun
11.	Contd.
12.	Book reviews.
13.	Abe's Book deals
14.	Judge's corner
15.	Cool stuff
16.	Veterans Day at Touchmark
17.	Contd.
18.	Fun with PSA
19.	Misc. & Board Minutes

Cover - Ray Klein

**Competition Meetings will be held the first and third Tuesday, 7:30 PM, at Touchmark
2911 SE Village Loop, Vancouver WA. - [Touchmark Web Site](#) (Cntrl. Click)
[FPCC Web Site](#) and calendar (Cntrl. Click)**

Board meetings will be on the 4th Tuesday of every month, location and time to be announced by email.

Goodies list and Schedule:

12/06 G. Clark
12/20 S. Cornick

01-03 J. Craig
01-17 B. & S. Deming

02/07 J. DeWeese
02/21 J. Eklof

**The above folks are responsible for bringing snacks and juice to the meeting.
If you cannot bring goodies please call Sandy Watt 309-750-4351 and arrange a swap.**

Print Night - Results YTD

Year to date Color

Color Print Chair: Don Funderburg
dfunde3280@yahoo.com

Year to date Mono.

Mono Print Chair: Doug Fishcer
cdfisc@comcast.net

Maker	SC	LC	Grand TTL
Bev Shearer	85		85
Calvin Schuyler	124	125	249
Don Funderburg	130	130	260
Doug Fischer		143	143
Grant Noel	42	41	83
Jan Eklof	134		134
Jan Pelkey		65	65
Katie Rupp	45	46	91
Mark Shugert		44	44
Michael Anderson	43	46	89
Ray Klein		41	41
Sharp Todd	48	50	98
Stephen Cornick	60		60
Tali Funderburg		21	21
Tim Morton	88	135	223
Wayne Hunter		43	43

Large Mono	Total
Cal Schuyler	64
Don Funderburg	130
Doug Fischer	130
Grant Noel	41
Jan Pelkey	47
Katie Rupp	46
Michael Anderson	43
Sharp Todd	49
Tali Funderburg	20
Tim Morton	63
Small Mono	
Bev Shearer	42
Cal Schuyler	81
Don Funderburg	130
Grant Noel	44
Jan Eklof	43
Michael Anderson	44
Sharp Todd	48

Objective Photography: This is what I saw, I want you to see it.

Subjective Photography: This is how I feel about this, I hope you might feel the same.

Last Month Print Night - Judges Choice



Large Mono

San Miguel Street #2

Sharp Todd



Large Color

Harbor

Doug Fischer



Small Mono

Old Juniper Tree 1

Sharp Todd



Large Color

California Lady Slipper

Tim Morton



Large Color

Cathedral Rock

Sharp Todd

Last Month Print Night - Judges Choice



Large Color Arches Features Sharp



Small Color Birch Harbor #2 Sharp Todd



Small Color Budapest Parliament 3 Sharp Todd



Large Mono Casting for Fish Doug Fischer



Large Color Sunrise at Smith Rock Doug Fischer

EID Night Competition - Results YTD


EID chair: Frank Woodbery VANCWA@Comcast.net

MAKER	YTD MONO TOTALS	YTD THEME TOTALS	YTD OPEN TOTAL S	YTD TOTALS
Ambrose, Tom	0	0	0	0
Anderson, Michael	23	0	42	65
Battson, Rick	63	66	132	261
Boos, Charles	40	21	87	148
Boos, Ruth	0	20	88	108
Campbell, Tammy	42	44	89	175
Clark, George	69	65	135	272
Cornick, Stephen	23	22	127	172
Craig, John	61	68	140	269
Deming, Bob	42	43	83	168
Deming, Sharon	66	69	135	270
Eklof, Jan	66	70	136	272
Fischer, Doug	65	69	137	271
Fishback, Jon	68	69	135	272
Fishback, Rachel	63	36	106	205
Forbes, Lan	0	0	21	21
Forbes, Mark	22	0	43	65
Funderburg, Don	41	44	86	171
Funderburg, Tali	0	0	41	41
Hunter, Wayne	0	0	44	44
Johnson, John	0	21	42	63
Klein, Ray	68	63	130	261
LaBriere, David	64	65	133	262
Moore, Lee	20	22	43	85
Morton, Tim	43	47	89	179
Noel, Grant	44	40	88	172
Pelkey, Jan	69	65	136	270
Rupp, Katie	65	44	140	249
Schuyler, Cal	45	0	82	127
Shugert, Mark	64	65	132	261
Todd, Sharp	68	42	138	248
Watt, James	43	43	85	171
Watt, Sandy	61	63	126	250
Woodbery, Frank	66	73	132	271

Last Month EID Night - Judges Choice



03JonFishback_FPCC_Grapes_O.jpg



01FrankWoodbery_FPCC_LiquidOrb_TH.jpg



02GeorgeClark_FPCC_Batman'sHideaway_M.jpg



01JohnCraig_FPCC_TigerTiger_O.jpg



02CharlesBoos_FPCC_InfinityAndBeyond_O.jpg



01DavidLaBriere_FPCC_38OldsGrill_O.jpg



02FrankWoodbery_FPCC_BridgeTraffic_O.jpg



04JohnCraig_FPCC_LakeWenatcheRocks2_O.jpg

Last Month EID Night - Judges Choice, contd.



02RickBattson_FPCC_LittleDripper_TH.jpg



02SandyWatt_FPCC_RoseAftertheRain_TH.jpg



02TimMorton_FPCC_Mayfly_TH.jpg



03katierupp_FPCC_FriendOrFoe_O.jpg



03JohnCraig_FPCC_DewOnRose2_TH.jpg



03DougFischer_FPCC_AstoriaMeglerBridge_O.jpg



01JonFishback_FPCC_3HazellNuts_O.jpg



03TimMorton_FPCC_Milkweed_O.jpg



04GeorgeClark_FPCC_Lilly_TH.jpg

Before and After - Editor



Onion Canyon

Before

Don Funderburg



Onion Canyon

After

Don Funderburg

This landscape by Don Funderburg has many fine attributes. The fine graphic pattern, I think, is quite exciting and the lines and details, to me, create good impact. The unfortunate flat lighting I think, is a detractor and might be helped. Added dimension to flat lighting will sometimes help.

The first thing, I think, to try is >Shadows and Highlights<. On the right are the settings for this image. The result is image 01 below. One might stop there, with the enhanced sky and somewhat increased saturation caused by the color manipulation as to the right. Dimension can be enhanced by light

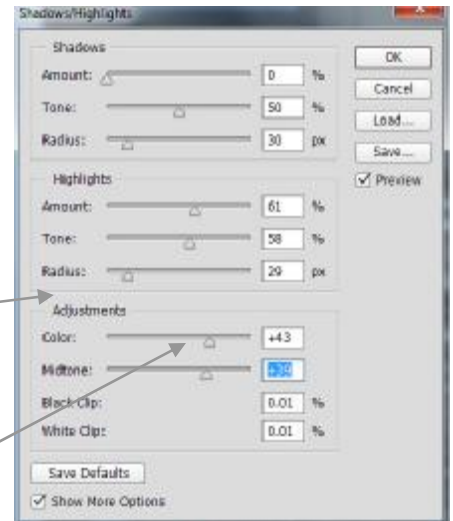


Image 01

tones over dark or chiaroscuro. I noticed that the center rocks are darker and there are some nice highlights on right and left. Using the dodge tool on both sides at 10% opacity, I selectively raised the highlights.

I then used the burn tool also at 10% to play with the shadows and mid tones to try to create more separation between the front and back rocks.

I then used the dodge tool again to work up a few highlights in the far rocks and brighten the upper clouds, to make them closer to the beautiful bright one.

I considered the foreground and thought it a bit too light, so using the same tools on the right, I darkened it and added contrast.

The dodge and burn tools are a good way to add contrast selectively. By burning the shadows and dodging the highlights you effectively add contrast. There are many ways to do what I have done here. This way, to me, uses the fewest tools and you do not need to mess with layers or masks.

By taking your time and using the tools at a very low opacity wonderful results can be obtained.



Field Trip Fun

FIELD TRIP: MARQUAM BRIDGE AT "BLUE HOUR"

Photos and story by Ray Klein
Senior Adapter Correspondent

The Marquam Bridge is a double-deck, steel-truss cantilever bridge that carries Interstate 5 traffic across the Willamette River south of downtown Portland, Oregon. It is the busiest bridge in Oregon, carrying 135,900 vehicles a day as of 2008. The upper deck carries northbound traffic; the lower deck carries southbound traffic.

RICK BATTSON, the FPCC field trip coordinator, should score extremely high points for setting up this particular trip! The crew, that met and left the usual gathering place, at the Fred Meyer garden center, had no idea what a treat was in store for them on this eventful day. The weather, on November 3rd 2016, was a delightfully sunny and modestly warm fall afternoon. There was still an abundant amount of colorful leaves on the trees as the crew left the parking lot and entered a highly trafficked 205 expressway on the way to the I-5 interstate Highway to Portland, OR.

Driving through heavy traffic and making their way to the OHSU Aerial Tram, where they paid for tickets, and boarded the tram for an exciting view of the Portland scenery. The area selected provides various platforms to set up their cameras to get a nighttime view of the Marquam Bridge with the city lights at "**Blue Hour**."

The Portland Aerial Tram or OHSU Tram is an aerial tramway in Portland, Oregon, carrying commuters between the city's South Waterfront district and the main Oregon Health & Science University (OHSU) campus, located in the Marquam Hill neighborhood. It is one of only two commuter aerial tramways in the United States, the other being New York City's Roosevelt Island Tramway. The tram travels a horizontal distance of 3,300 feet (1,000 m) and a vertical distance of 500 feet (150 m) in a ride that lasts three minutes.

Once Located at their chosen positions the crew set up with their favorite lens compliments and proceeded to wait for the coveted "**Blue Hour**" to arrive. Much to their surprise, and to the delight of the entire crew, a weather event was about to take place that would take everyone's breath away! The clouds on the western horizon began to shift and allow a beam of setting sunlight, with a dominant red colorization, to blast through the haze covering Mt. Hood and a far neighboring Mt. St. Helens, to take on an unpredictable "Alpine Glow" of intense hue. The sky itself, looking directly East, also took on an effect rarely seen. The cameras were recording busily and we should be able to see a variety of these scenes in our print and EID presentations in the months ahead.

After the setting sunlight show had concluded, which only lasted a few short minutes, it was now time to proceed to the field trips purpose of recording the Marquam Bridge and it's moving traffic light show. This also only lasts a very short period of time and increasingly becomes a black mass with intense lights, in an abstract high contrast composition.

After everyone had recorded the event to their satisfaction, they proceeded to a Mexican restaurant, not far from the tram, and discussed the special event which they had just had the opportunity to witness.



The crew at the Fred Meyer parking area: L- R
Steve Cornick, John Johnson Jr., Wayne Hunter,
Frank Woodbury, Jan Pelkey, Rick Battson, Sharp
Todd.



Paying for tickets at the tram we see Sharp
Todd, left and Frank Woodbury, waiting for his
receipt.

Field Trip Fun - Contd.



We see a tram proceeding to the destination.



Inside the tram we see Steve Cornick and partial city scene through window



Far left, Steve Cornick, Frank Woodbury (focusing in on the subject), Jan Pelkey in behind.



Wayne Hunter focuses in on his subject.




Intended target of the field trip, Marquam Bridge at “Blue Hour” with streaking auto lights



Far left we see John Johnson Jr., Wayne Hunter, Steve Cornick, Rick Battson, and Jan Pelkey.

Books to Buy



Seeing in Sixes

LensWork Publishing
Brooks & Maureen Gallagher
\$34.95 Paperback, 311 pages

The brain child of Brooks Jensen, *Seeing in Sixes* may, arguable, be one of the finest compilation of photographs so far in 2016.

The premise was to chronicle those workers that see in multiple images. The work goes way beyond the single photograph and gives the reader a much richer experience, by digging deeper than the surface of a single image. The following was the report by the editors upon publication.

We wish to thank ALL of the photographers who entered their projects in our 1st Annual *Seeing in SIXES* competition. Our readers stunned us with nearly 1,900 entries! The selection process went from difficult to brutal as we pared down to the Top 200, and then to the Final 50. Of interest, 30 projects are in black-and-white, while 20 are in color — with a diverse range of technique and subject matter! We expect this book to provide an important and substantial survey of photography from the LensWork community — and hope that all who participated came away with an artistic exercise that will benefit your work! We're looking forward to 2017!

IMAGINATION UNLEASHED



A book titled "Visions of Light" Inspirational Poetry • Stunning photography, by author Raymond J. Klein, one of our own FPCC members.

You will read poetic image interpretations and narrations about imaginative lighting techniques. The book begins with a Biblical reference to Genesis with a

geometric abstract light pattern, introducing a visual concept, accomplished during Ray's lifelong professional illustrative advertising photography career.

40 images illuminate a variety of light conditions, in our search for that illusive photograph, to win a ribbon or a "Photographer of the Year Award." One of the images, seen here, titled "Leap Into Action," won the coveted "Photographer of the Year" award 2011-2012. Several award and ribbon winning images are also shown with technical narratives and poetic descriptions.

The book can be purchased for \$39.99 at Amazon Books:




(Enter ISBN below)

ISBN 978-1-63232-343-9

or locally at Gallery 360, or <http://raymondjklein.com>.

Books From Abe Books



Stock Image

[Water: Worlds Between Heaven & Earth](#)

Wolfe, Art

Published by Stewart, Tabori and Chang (1999)
ISBN 10: [1556708580](#) / ISBN 13: [9781556708589](#)

Used

Quantity Available: 1

From: [Better World Books](#) (Mishawaka, IN, U.S.A.)

[Bookseller Rating](#): ★★★★★

Add to Basket

Price: **US\$ 3.00**

[Convert Currency](#)


Shipping: FREE

Within U.S.A.

[Destination, Rates & Speeds](#)

Item Description: Stewart, Tabori and Chang, 1999. Book Condition: Very Good. First. N/A. Great condition for a used book! Minimal wear. Bookseller Inventory # GRP18620100

[More Information About This Seller](#) | [Ask Bookseller a Question](#)



Stock Image

[Photography Outdoors: A Field Guide for Travel & Adventure Photographers](#)

Mark Gardner, Art Wolfe

Published by Mountaineers Books (1995)
ISBN 10: [0898864305](#) / ISBN 13: [9780898864304](#)

Used

Quantity Available: 1

From: [Better World Books](#) (Mishawaka, IN, U.S.A.)

[Bookseller Rating](#): ★★★★★

Add to Basket

Price: **US\$ 3.48**

[Convert Currency](#)

Shipping: FREE

Within U.S.A.

[Destination, Rates & Speeds](#)

Item Description: Mountaineers Books, 1995. Book Condition: Good. N/A. Shows some signs of wear, and may have some markings on the inside. Bookseller Inventory # GRP12998046



Stock Image

[HIDING OUT \(Camouflage in the Wild\)](#)

Wolfe, Art

Published by Knopf Books for Young Readers (1993)
ISBN 10: [0517593920](#) / ISBN 13: [9780517593929](#)

Used / First Edition

Quantity Available: 2

From: [Better World Books](#) (Mishawaka, IN, U.S.A.)

[Bookseller Rating](#): ★★★★★

Add to Basket

Price: **US\$ 3.00**

[Convert Currency](#)

Shipping: FREE

Within U.S.A.

[Destination, Rates & Speeds](#)

Judge's Corner

Judging Chair: Mark Shugert shugertmark@gmail.com

Judges For December:

12-06 (Prints) J Fishback, M. Shugert. S.Todd 12-14 @FGCC , T. Morton, M. Shugert ?

The Elements

Technical Excellence

Composition

Lighting

Color

Impact

Creativity

Presentation

Story

Score

8

William Barnett



The Analysis

This image, to my eye, is a very pleasing combination of **strong color** and **graphic impact**, aided by high **sharpness everywhere**, the direction of the **lighting** and the **range of tones**. As the maker, you may wish to consider **cropping** the bottom of the picture to eliminate the dark area and amber light, both of which **draw my eye** away from the rest of the image.

Bill Royce
Master Analyst

Notice how the analyst has included so much in such a short time. By including multiple elements within a statement, the analysis becomes a very powerful tool to help the maker. The maker does not need to search through superfluous rhetoric to get to what might help the image.

Cool Stuff Pro Photo



THE WORLD'S MOST ADVANCED IMAGE STABILIZATION

The new OM-D E-M5 Mark II features the most sophisticated image stabilization technology ever offered in an interchangeable lens camera.* The ultra-sensitive 5-axis VCM (voice coil motor) system is so responsive and accurate, you can shoot sharp images in low light and capture silky smooth video, hand-held without a tripod. And because the IS system is in the body of the camera, you'll get blur-free results regardless of which lens you use.

*Based on compensation performance equivalent to 5 shutter speed steps as of February 5, 2015

\$999.99

Top Features

- Gimbal-Stabilized 12MP / 4K Camera
- OcuSync Transmission Technology
- Up to 4.3 Mile Control Range
- Up to 27 Minutes Flight Time
- GPS- & Vision Position-Based Navigation
- FlightAutonomy with Obstacle Detection
- DJI GO App-Based Control and Monitoring
- Top Speed of 40 mph in Sport Mode
- ActiveTrack Subject Tracking Modes
- Tap- and Gesture-Based Commands



New! Nikon - KeyMission 80 HD Waterproof Action Camera

Model: 26502 | SKU: 5610703

- Two sided camera
- 12.3-MP front and 4.9-MP rear camera
- 1.75 TFT LCD display
- Waterproof, shockproof
- Bluetooth and Wi-Fi connectivity
- microSD card support

KeyMission 80
The back KeyMission 80 effortlessly captures the interesting moments of your life to preserve, share and enjoy for a lifetime. Get out from behind the camera and start living in the moment.

KeyMission 170
KeyMission 170 captures everyday adventures into the first person view. Ultra HD video that can be shared with a compatible smartphone. Bring it everywhere, mount it anywhere and share awesome views of your life.

KeyMission 360
KeyMission 360 opens a new world of truly immersive 360° experiences. Don't be limited to one angle of view, see where you've been and where you're going, and everything in between.

\$279.99 **\$399.99** **\$499.99**

PreOrder Yours Today!

FREE* KeyMission Accessory Pack
with KeyMission 170 or 360 Pre Order. Superior durability.

Kit includes:

- KeyMission system case
- KeyMission extension arm
- KeyMission 3-pack
- An extra rechargeable (16.1, 12.1, 11.1 hours battery)

TOUCHMARK VETERANS DAY EVENT 2016

Story by Ray Klein Photography by Frank Woodbury, Rick Battson, and Ray Klein.



Frank Woodbury:

Shooting with a Nikon D610, with a Tamron SP AF 70-200mm f/2.8 Di LD (IF) M lens.

Using ISO 640 at various focal lengths, mostly f/6.3 at 1/160th second, with Flash.

Frank had the primary position and was using two umbrella light diffusers, for his flash set up, with his Nikon D610. As each speaker approached the podium, Frank would zero in, on his auto focus lens, and begin shooting as their expressions would allow. Once the speakers had finished, he too filled in to photograph the action of the Touchmark staff in the pinning or speaking sessions.



Image by Ray Klein



Image by Frank Woodbury



Image by Frank Woodbury

Rick Batson:

Shooting with a Nikon D700, with an AF-S Nikon f/1.4G Lens.

Using an ISO of 200 at f/1.4 at 1/60th second, with Flash.

Rick covered the pinning ceremony of each veteran as their names were called. Several of the veterans had various stories relevant to their service careers and were asked to narrate their experience with the help of one of the Touchmark staff and a microphone. At times it would be quite difficult for the photographer to navigate to the individual, who was about to be pinned or given an opportunity to speak, since knowing where the individual was, only became known when his or her name was called.



Image by Rick Batson



Image by Rick Batson



Image by Ray Klein

TOUCHMARK VETERANS DAY EVENT 2016 - Contd.

Ray Klein:
Shooting with a Canon EOS Rebel T5i, with a Canon EF-S 18-55mm lens f/3.5-5.6 (II). Using ISO 800 - 1600, at mostly 18mm at f/3.5 at 1/100 second, with Flash. Ray took a position which allowed him to capture the action of the Boy Scout Troop Color Guard as they entered the room to set the flags in place. The entire audience then stood and all gave the Pledge of Allegiance to the Flag. Using the 18-



Images above by Ray Klein

55mm lens he could capture a wide view of the entire audience or zoom in to capture individual expressions of individuals.

One of the residents, a lovely single senior lady, had a Purple Heart Medal, earned by her deceased husband, told a story which brought tears to the eyes of most of the staff and other residents. Ray was able to capture her holding the medal and decided to use the photo for the cover of the DVD disc used to hold all the images provided by the FPCC photographers.



Fun With PSA - Editor

For motivation or just plain enjoyment there is no better time spent than going through the Galleries on the PSA web site.

The first page allows you to pick a level as shown in O1. The second step (O2) will take you to a specific photographer, or you can look at them all like I do.

ROPA Galleries

When a PSA Member earns a PSA Distinction (i.e., PPSA, EPSA, MPSA, GMPSA, GMPSA/b, GMPSA/s, GMPSA/g, GMPSA/p), the member is invited to submit several of their recent award winning images for a ROPA Gallery. ROPA stands for Recognition of Photographic Achievement. The member also submits a biography describing their photography interests and service to PSA. These biographies are often used by members to provide their credentials for judging.

There is a **ROPA Gallery** for each Distinction. ROPA recipients' images are displayed in the gallery for the highest Distinction they have received.

- **PPSA Galleries**
- **EPSA Galleries**
- **MPSA Galleries**
- **GMPSA Galleries**
- **GMPSA/b Galleries**
- **GMPSA/s Galleries**
- **GMPSA/g Galleries**
- **GMPSA/p Galleries**

01


Sharp Todd, FPSA, GMPSA



Sharp has been a member of PSA since 1988. He had an active wet darkroom until 2008, printing both color and monochrome prints for competition. He spent many years putting on advanced darkroom techniques programs at PSA Conferences, council conferences, and clubs. He has now switched to digital capture and processing.

Sharp is a past Chairman of the Pictorial Print Division and served two terms on the PSA Board of Directors as the Vice President of Chapters, Clubs, and Councils. He received the PPSA distinction in 2004, the MPSA in 2011, the APSA Honor in 2011 and the FPSA Honor in 2012. He earned his GMPSA in 2013.

Sharp's main interest is pictorial photography.



Crystal Mill Turbine



Birds - Haystack Rock 2



Cass RR W Virginia 5



South Parks City



Taxco Mexico Street



Lily Stamen closeup

All images © Sharp Todd

- **Shaikh Amin**
- **Sergey ANISIMOV**
- **William Barnett**
- **Agatha Bunanta**
- **HW Ping Chan**
- **Richard Dister**
- **Luis Alberto Franke**
- **Karl-Heinz Hansen**
- **Jenni Horsnell**
- **Barbara Jenkin**
- **Malcolm Jenkin**
- **Jane Kriete**
- **Russel Kriete**
- **Jef Lemmens**
- **Edgar Lower**
- **Leo Palmer**
- **Gary Potts**
- **Diane Racey**
- **Mohammad Ali Salim**
- **Guy B. Samoyault**
- **Albert Sieg**
- **Sharp Todd**
- **Dre Van Mensel**

02

Film Pack Board Meeting November 22, 2016

The board discussed joining the Northwest Council of Camera Clubs. NWCCC is a member of PSA with most the 18 clubs being in the Northwest corner of Washington State. The cost of joining would be \$20 for one year. One reason to join would be to give our members another opportunity to share their images and have more educational opportunities. We will send them a contact email from their website requesting more information.

Sandy Watt briefed the board on the final details of the Christmas Social on December 20th.

Bob Deming reported that it is time to plan on if we want to pay our webhosting fees of \$150 for one year, or consider changing the host to another provider for a lower inducement fee that covers the next three years. The board accepted Bob's recommendation to move the sight to a new host with lower fees.

Ray Klein collected, edited, and sent images of the Veteran's Day event to Touchmark. Thanks to all who participated.

Because of the busy holiday season there will be no board meeting in December.

Sotheby's Auction



61

EDWARD STEICHEN
'GRETA GARBO'

Estimate 50,000 — 70,000 Lot Sold 50,000 USD ▼



PSA Rep.: Jon Fishback jpf1@aol.com



4 C's Rep.: John Craig jc_craig06@comcast.net